



UNIVERSITY of ALASKA SOUTHEAST

Adjunct Faculty Handbook



C. Bennett 9/06

Last updated: July, 2024

Table of Contents

Table of Contents	2
Chapter 1 - Organizational Structure	4
1.a: Contacts and Useful Web links	4
CONTACTS	4
USEFUL LINKS	5
1.b: Organizational Chart	6
1.c: Faculty Information and Academic Calendars	6
THE ACADEMIC CALENDAR	6
Finals Schedule	7
Chapter 2 - Instructional Responsibilities	7
2.a: Course Syllabus	7
2.b: Secondary School / Dual Enrollment	8
2.c: Copyright	8
2.d: Textbooks	9
2.e: Student Course Ratings	9
2.f: Grades and Grading	9
2.g: Supporting your students	15
Chapter 3 - Academic Support/Services	15
3.a: Information Technology Services	15
Technology Help	15
Electronic Portfolios	15
Blackboard (Bb) Course Sites	16
Course Site Access	16
3.b: Classrooms and Regional Equipment	16
3.c: Media Services	17
3.d: Center for Excellence in Learning and Teaching	17
Technology Help	17
Teaching Resources	17
3.e: Learning/Student Centers	18
Juneau Campus	18
Ketchikan Campus	18
Sitka Campus	19
3.f: Library Services	19
William A. Egan Library – Juneau Campus	19

UAS Ketchikan Campus Library	21
UAS Sitka Campus	21
Chapter 4 - Human Resources related	21
4.a: Collective Bargaining Agreement—United Academics – Adjuncts AAUP-AT/AFL-CIO	21
4.b: Required training	21
4.c: Self-Assessment	22
Chapter 5 - Instructional Technology	22
UAS Online and Blackboard	22
FAQ: Frequently Asked Questions	23
1. How do I get an I.D./swipe card and/or a key to campus if needed?	23
2. Am I able to sponsor an independent study project if a student approaches me?	23
3. Do I have to purchase my own classroom supplies?	23
4. Do I have a box where I can receive mail and campus communications?	24
5. When do I get paid, and is direct deposit available?	24
6. Do I have an active personnel file?	24
7. What if I need to purchase something for my class?	24
8. Can I be reimbursed?	24
9. What if I get sick on a day I have class?	25
10. I've heard that adjunct faculty can take classes at UAS for free. What's the deal?	25
Appendix-Web Links to Forms	25

Chapter 1 - Organizational Structure

UAS, the University of Alaska Southeast, is one of three universities within the University of Alaska system. The other universities are UAA (University of Alaska Anchorage) and UAF (University of Alaska Fairbanks). UAS is comprised of three campuses: Juneau, Ketchikan, and Sitka. The Chancellor functions as the chief executive and the Provost serves as our chief academic officer. Juneau campus academic affairs are managed by deans /directors who oversee the School of Arts & Sciences, School of Career Education, the School of Education, and the Egan Library. The Sitka and Ketchikan campuses are led by campus directors. Faculty in Sitka and Ketchikan regularly work with their departmental colleagues in Juneau.

Here is a list of current deans and campus directors:

School of Arts and Sciences - Interim Dean Alison Staudinger

School of Career Education - Dean Cory Ortiz

School of Education - Interim Dean Carlee Simon

Ketchikan Campus Director - William Urquhart

Sitka Campus Director - Paul Kraft

William Egan Library - Dean Elise Tomlinson

1.a: Contacts and Useful Web links

CONTACTS

SCHOOL OF ARTS & SCIENCES FACULTY AND STAFF DIRECTORY

Assistant to the Dean, [Amy Bannerman](#)

Department Chair, Business and Public Administration, [Kristy Smith](#)

Department Chair, Humanities, [Kevin Maier](#)

Department Chair, Natural Sciences, [Eran Hood](#)

Department Chair, Social Sciences, [David Noon](#)

SCHOOL OF EDUCATION FACULTY AND STAFF DIRECTORY

Administrative Manager, [Michelle Nakamura](#)

Assistant to the Dean, [Nona Dimond](#)

SCHOOL OF CAREER EDUCATION FACULTY AND STAFF DIRECTORY

Administrative Manager, [Catherine Pusich](#)

Ketchikan: Campus Director [William Urquhart](#), 907-228-4515

Sitka: Campus Director [Paul Kraft](#), 907-747-7704

USEFUL LINKS

United Academics – [Adjuncts Collective Bargaining Agreement](#):

[Adjunct Self-Assessment](#):

Academic Calendar: ([Tabs](#))

[Academic Catalog](#)

[Blackboard Learning Management System](#)

[Center for Excellence in Learning and Teaching](#)

[Children/Pets on Campus](#)

[Directory of Faculty & Staff](#)

[Disability Services](#)

[ELMO](#) (Easy Login Maintenance Option)

[Emergency Action Plan](#)

[Faculty Resources](#)

[UAS Forms](#)

[Human Resources at Statewide](#)

[IT Helpdesk](#)

[IT Services](#)

[Learning & Testing Center](#)

[Writing Center](#)

Library: [Juneau William Egan Library](#)

[Ketchikan Campus Library](#)

[Sitka - Egan Library in Juneau](#)

[Student Rights and Responsibilities](#)

[UA Online](#)

[UAS Online!](#)

[Board of Regents](#)

1.b: Organizational Chart

The most up-to-date version of the UAS Organizational Chart is posted on the web on this page of the Chancellor's site:

[Campus Leadership](#)

1.c: Faculty Information and Academic Calendars

The Provost's office website is a good source of information for faculty.

[Faculty Resources](#)

THE ACADEMIC CALENDAR

The [Academic Calendar](#) represents the framework of the academic year. Specific courses or programs may start or end on different dates. Please consult a current [UAS class schedule](#) for more specific information.

The academic calendar starts with Summer Semester and ends with Spring Semester.

Finals Schedule

Finals week is scheduled during the last week of the semester. A two-hour block is scheduled for each local course. Distance courses continue to meet at regularly scheduled times throughout finals week. A link to the finals schedule is posted each semester on the [Registrar's schedule webpage](#).

You must meet your class during Finals week even if you do not give an exam.

Chapter 2 - Instructional Responsibilities

In this section you will find information related to the duties of adjunct faculty within the UAS system. As an adjunct you play a very important role in student learning. Every academic area within UAS hires and relies on adjunct faculty. In general, adjuncts work with full time faculty who serve as mentors to those in their department. You are encouraged to identify who your mentor is, and ask them to help you get accustomed to the procedures and policies at UAS.

2.a: Course Syllabus

All instructors are required to post a course syllabus to their Blackboard course site prior to the first day of class. The syllabus serves as a contract between the instructor and student. It should reflect the student learning outcomes that the student should achieve upon completion of the course. Instructions and information about how to post your syllabus to Blackboard can be found in Chapter 5. Please check with your school or department for a template if necessary, or see the sample below.

A course syllabus shall be made available to each student at the first class session of a course. The syllabus is required to contain the following:

1. Instructor name and contact information
2. Scope of the material to be covered in the course
3. Required texts and readings
4. Student learning outcomes: All courses should have Student Learning Outcomes in the CourseLeaf Curriculum System. Please coordinate with the [Curriculum lead person for your academic unit](#) for assistance in locating.
5. Grading method to be used (pass/fail or letter grade), including whether "+" or "-" will be employed
6. The basis for awarding student grades: exams, papers, quizzes, projects, or other assignments along with their due dates and weighting towards calculation of the final grade

7. Notification that student course ratings will occur during the last three weeks of class
8. Any other pertinent information concerning course management and instructor expectations of students
9. Appropriate Title IX policy description found at www.alaska.edu/nondiscrimination/

It is also suggested to include notification of the following:

- A. [Student Conduct Policy](#)
- B. [Disability Support Services](#)
- C. Instructor Pronouns
- D. [The UAS Land Acknowledgement](#)

Please coordinate with the faculty leadership in your unit for information specific to the course(es) you will be teaching.

2.b: Secondary School / Dual Enrollment

UAS welcomes enrollment of secondary school students who are prepared for college-level work, subject to the policies described below. These policies are designed to allow access to courses in a manner that supports student success.

The University of Alaska system has an open enrollment policy allowing students to register for courses for which they have an adequate background (UA Regents policy P10.05.010). Registering in courses establishes a permanent academic record that reflects academic performance in all courses attempted. For more information about dual enrollment please visit the [UAS dual enrollment page](#).

2.c: Copyright

There are general guidelines when it comes to the use of copyrighted material. The UAS Egan Library website contains information to consider when making decisions to provide copyrighted material in print form and provides a link to tools to determine fair use.

[Determine Fair Use](#)

Other things to consider: Are the articles already available to students through the University databases? Can your class be structured around students checking out the information at the library reserve desk?

[Course Reserve](#)

2.d: Textbooks

A faculty or a campus / administrative staff member from your department will reach out to you when it is time to select and order textbooks for your course. Be sure to respond promptly. If you need to make a change to your textbook after the initial selection is made, reach out to either the faculty or the campus / administrative staff member for assistance.

2.e: Student Course Ratings

Student course ratings are an important element in the faculty evaluation process. Student course ratings are managed by the Office of the Provost in coordination with various administrative units. UAS Information Technology Services, under the direction of the Provost's office and in coordination with various administrative units, manage student rating questionnaires.

Anonymity—Student course ratings system keeps students' individual names separate from their responses, so students can be assured of anonymity in submitting the questionnaires. Students have the right to submit a blank questionnaire or opt out of submitting one at all.

Courses evaluated—All courses taught at UAS will be evaluated using this system. In team-taught courses, a single evaluation form will be used with instructor specific questions naming the individual instructors where appropriate.

Access to results through course websites—The rating system automatically generates a summary report for each course. This report includes mean and median scores along with a compilation of any comments. Access to these results is after all grades have been submitted to Banner (via [UAOnline](#)) or 2 weeks after the course end date. Once the report is available, anyone with instructor-level access to the course web site may view or download the full summary information. In addition, these individuals may download the raw-data in Excel format. See Appendix F: Student Course Rating in the [Full Time Faculty Handbook](#) for additional detail.

2.f: Grades and Grading

Course Completion Contracts- Any student who receives an "incomplete" as a grade must have a Course Completion Contract on file with the department. Incomplete work must be completed within one year (or a shorter date as stipulated by the instructor), or the incomplete grade "I" becomes a permanent grade. A Course Completion Contract between the student and the instructor

must be signed, stipulating the assignment(s) required to finish the course. A copy of the contract is given to the student and the original is retained in the appropriate academic unit in Juneau or in the registration office in Sitka and Ketchikan. This form and other faculty forms are found on the Faculty Handbook Forms page on the web:

[Faculty Forms](#)

Submitting Grades—**Grades for full-semester classes are due by noon on the Wednesday following finals week. Grades for short-term classes are due five workdays after the course end date.** Adjuncts who fail to submit grades on time in two or more semesters might not be hired to teach future courses.

Grades must be posted online at uaonline.alaska.edu. All students must have a grade listed. Grades will either be A through F, Pass (P) or Fail (F), Incomplete (I) or No Basis (NB). If assigning an F or NB, the last date the student attended the class will need to be entered. Once grades are submitted online, a grade cannot be changed online, to do so will require a Grade Change Form. If you have any problems with the UA Online system, call your local campus for assistance. See contact information above in section 1.a.

Change of Grades—If a student's grade needs to be changed (e.g., completion of an Incomplete), a Change of Grade Form must be completed by you. Within one year, if a grade change is needed, only your signature is required. If the grade change is after one year, a rationale must be provided as well as signature approval of the dean and the registrar (or provost). A Change of Grade form is available online. See additional information on grading from the UAS Academic Catalog.

[Link to Faculty Grading Instructions.](#)

Please see the next page for detailed instructions.

New UOnline Grading Option

Step 1

Login to UOnline at <https://uaonline.alaska.edu/>. Please login using your **username and password**. This is the username and password associated with your university email account and Blackboard.

Step 2

Click on Faculty Services tab

Step 3

Select "Enter Grades **New!**"

Step 4

You will be routed to the Faculty Grade Entry page. You will see courses for which you are the primary instructor listed at the top. Click anywhere on the first course you wish to grade. The class roster will appear below.

If you have a small monitor or are using an iPad, vertical and horizontal scroll bars enable you to view all row and column information.

Step 5

Students who withdrew from or audited your course will already have the appropriate grade entered. You will skip over those students.

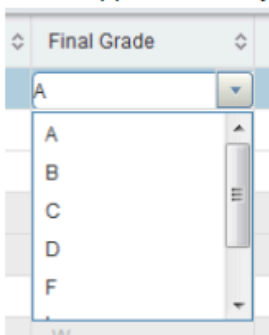
Final Grade		Rolled	
AU		✓	
W		✓	

Step 6

You have two options for entering grades.

Option 1 – Use Dropdown Boxes

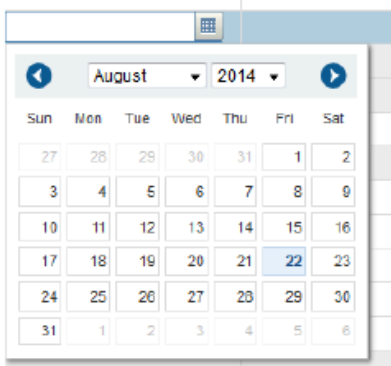
1. Enter a grade for each student in the Final Grade column using the drop down menu that appears when you click in the cell.



2. Due to compliance requirements for institutions receiving federal money, any grades of F or NB require a date of last attendance in the following format: MM/DD/YYYY. You can hand type the date (including forward slashes) or use the calendar tool that pops up when you click in the Last Attend Date cell. A best guess is fine.

Final Grade	Rolled	Last Attend Date
NB		05/19/2014
F		06/25/2014

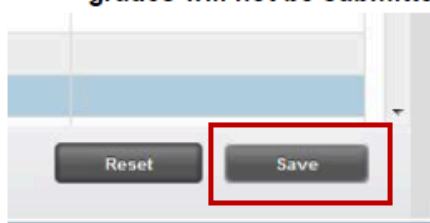
Last Attend Date	Hours Attended
05/19/2014	
06/25/2014	



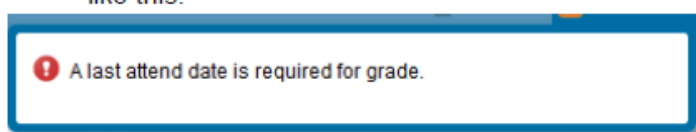
Please note: Instructors teaching in centrally scheduled classrooms will not be able to enter a date of last attendance beyond the Friday before finals. However, you may enter 100 in the Attend Hours column to indicate the student took the final, if appropriate.

3. There is an additional requirement for students who **never** attended your course, regardless of whether you assign an F or NB.
 - a. Enter the first day of the semester (or the first day of the course for late starting classes) in the Last Attend Date column **and** enter a zero in the Attend Hours column.
4. You do not enter anything in the Midterm Grade or Rolled columns.

5. Be sure to click the Save button in the lower right hand corner after you have submitted grades and dates of last attendance/attend hours, if appropriate. **If you do not click save, your grades will not be submitted.**



6. If there is an issue with any information you entered, you will be notified immediately with a pop up message in the upper right hand corner. It will identify the error(s) and look something like this:



A red exclamation point also appears to the left of each student's name to help you easily identify where corrections are needed.

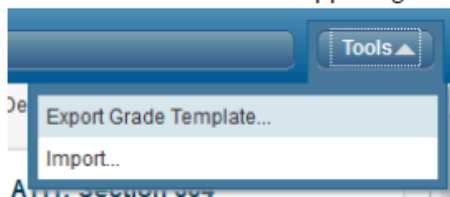
7. Please correct the error(s) and then click Save again until you receive *only* the green 'Save Successful' notification.



8. If you have another course to grade, click on that course in the Select a Course section at the top of the page and repeat this process.
9. When finished, click Sign Out in the upper right hand corner.

Option 2 – Import Grades Using Excel

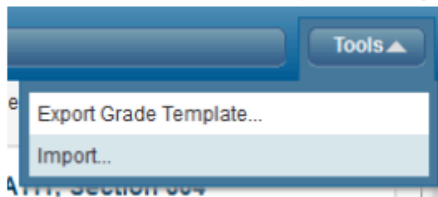
1. Click Tools in the upper right hand corner and then Export Grade Template.



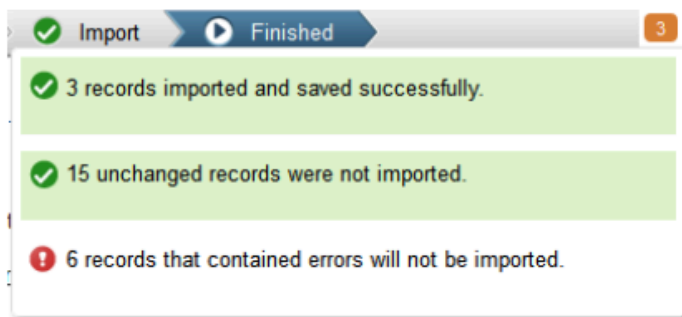
2. Choose to export the roster as an .xls or .xlsx file. If you are running Microsoft Excel 2007 or later, select .xlsx. Then click Export.
3. Enter the final grades and dates of last attendance (for NB and F grades) in the Final Grades column of the Excel spreadsheet. Remember to use the correct format for the last date of

attendance (MM/DD/YYYY) and to enter a zero in the Attend Hours column for those students who never attended your course. Save the Excel file to a secure location. **Note:** The Incomplete Final Grade, Extension Date and Extension Date Constraints fields are null. Please ignore them.

4. Back in UAOnline, select Import from the Tools menu.



5. Browse to the location in which you saved the file, select it and click next.
6. Next you have an opportunity to preview the file. Click next.
7. You can ignore the Map Columns step because the data in your Excel spreadsheet will already be mapped to the appropriate columns in UAOnline. Click next.
8. The next screen will summarize the anticipated results of this import. Click Import (even if you see that records containing errors will not be imported).
9. The final screen will summarize the results of the import and might look something like this:



10. If any records contained errors and were not imported, click on the orange notification icon to minimize the above summary. Click the validation report link **before** finishing.

Records with errors can be corrected on the [validation report](#) and imported again using this wizard or updated manually using the application.

The validation report will open in Excel. An Error column will identify the errors. Use this information to correct the errors in your saved spreadsheet (the one you imported). Once you have corrected any errors, close the validation report and click Finished in the Import Grades dialog box. Import your spreadsheet again until all records import and save successfully.

11. If you have another course to grade, click on that course in the Select a Course section at the top of the page and repeat this process.
12. When finished, click Sign Out in the upper right hand corner.

Additional information:

🗑 The Reset button pictured above only resets columns that have not been previously saved.

📋 Rolled grades (green checkmark in the Rolled column) cannot be changed online. They have already rolled to the student's permanent academic record. Grades roll to students' records every night.

Please contact the local records office with questions about this new grading option.

2.g: Supporting your students

UAS has several avenues for supporting students who may be struggling in your class or at UAS in general. Early Alert is a faculty-initiated referral system that allows instructors to engage with professional staff advisors to check in with students who might be struggling in the classroom. The referral is FERPA-protected and triggers the advisors to reach out to students, offering support for their academic success at UAS. Alternatively, you can make a Care Team report. Read more about your options in the [Early Alerts Guide](#).

Chapter 3 - Academic Support/Services

This section of the handbook familiarizes you with the network of support services available, so your experience teaching at UAS is smooth and successful. Library resources and tutorial & learning/student services are covered here, as well as a basic primer on instructional technology – with essential information about how you can put technology to work for you and your students.

If you are teaching a class that is wholly or in part designated E-Learning, you will want to communicate early with your faculty or staff contact person, so that they can guide you to those on your campus who provide training in the use of smart classrooms, instructional technology, and other electronic course delivery resources.

3.a: Information Technology Services

Technology Help

The UAS ITS Technology Helpdesk is available to provide initial assistance with any technology needs of both faculty and students. For hours of operation, contact details, and technical support guides, please visit the website.

<http://uas.alaska.edu/helpdesk/>

Electronic Portfolios

In conjunction with course management, UAS provides a Web portfolio system. An ePortfolio is automatically created for every faculty member and student. As a part of this portfolio, a unique "page" is created for every class an individual

takes or teaches. Faculty and students are encouraged to use this resource to support both summative and formative evaluation of learning outcomes, and to create a community of scholars through Weblogs, podcasts and other social networking strategies.

Blackboard (Bb) Course Sites

1. A course site is created for every UAS course section within the UA Blackboard Learn system.
2. Course sites are created as soon as the Registrar's office releases the term and are updated daily.
3. Course sites are maintained indefinitely for institutional users, accrediting bodies and the general public.
4. Faculty may choose to link multiple class sections together for ease of management or to create a single larger cohort for student collaboration. Linked courses retain their unique titles and web addresses, but share a single pool of resources and activities and can be managed from a single class site.
5. For more information see Chapter 5.

Course Site Access

1. Two sections of a course site are visible to the general public: the syllabus and announcements.
2. Faculty may add individuals to the class roster/gradebook.
3. The official UAS student course rating system is entirely online and is integrated into UAS Online. Only officially registered students may submit course rating forms.
4. All faculty designated in Banner as "instructors of record" are automatically added to the associated course site in Bb. UAS does not enforce storage limits on course sites.
5. Faculty may import resources from other course sites and across terms, provided the faculty has management access to the course materials. When this access does not already exist, faculty may request access from the original faculty member or from the academic department.

3.b: Classrooms and Regional Equipment

All students, faculty, and staff have network storage, Web hosting space and ePortfolios. The campuses have wireless Internet for the convenience of all users. Mobile classrooms consisting of laptops utilizing the wireless network are available to faculty. Web/video conferencing is available for faculty for classes and meetings with staff or students at other campuses. Student-use computers

are available in Juneau, Sitka and Ketchikan for students to complete homework assignments. Contact local support to see what is available on your campus.

Juneau Information	907-796-6400	877-465-6400
Sitka Information	907-747-7700	800-478-6653
Ketchikan Information	907-228-4511	888-550-6177

3.c: Media Services

Media Services in Juneau provides support for all campuses with its many services. Contact 907-796-6374 or 877-465-6400.

To report broken University equipment:

Juneau Campus, computers & phones - ITS Helpdesk - 907-796-6400

Ketchikan Campus, computers & phones - Campus Technician - 907-228-4532
day 907-228-4570 eve

Sitka Campus, computers & phones - Campus Technician - 907-747-7758

3.d: Center for Excellence in Learning and Teaching

The Center for Excellence in Learning and Teaching (CELT) provides regional peer-to-peer and professional support for UAS faculty in both instructional design and the scholarship of teaching and learning. CELT is physically located on the lower level of Egan Library, room 103, on the Juneau campus.

The CELT website is a one-stop shopping portal for a variety of professional development opportunities available to UAS faculty, including faculty-developed programming around pedagogy and instructional practice, on-site workshops provided through the Provost's office, and online opportunities provided by external networks, such as the Online Learning Consortium. It also serves to highlight innovative faculty teaching at UAS.

Technology Help

CELT supports faculty in the design and development of courses using the UAS Learning Management System, Blackboard, as well as integration of other technology into both face-to-face and online courses as needed. Instructional designers provide training and consultation in the use of all UAS technologies.

Teaching Resources

CELT provides peer-to-peer opportunities for faculty professional development through exploring and sharing effective, evidence-based teaching and learning

methods. Faculty are encouraged to participate in workshops and collegial learning spaces and to get involved by designing and leading sessions in their areas of interest.

For more information, please visit [the CELT website](#) or email uas.celt@alaska.edu.

3.e: Learning/Student Centers

Juneau Campus

The Learning Center, an integral part of the UAS learning community, provides tutoring and testing services empowering students to achieve their educational and professional goals while supporting student engagement within the UAS community and beyond. The Learning Center also contributes to local and regional community workforce development by providing testing services for business, industry, and government agencies.

Services: Math tutoring, hosting tutors in subject areas, testing (local, distance, placement, and standardized), computer use, study space and more. For further information, please visit us at

<http://www.uas.alaska.edu/juneau/tlc/> give us a call at 907-796-6348, or stop by.

The Writing Center, located downstairs in the Egan Library, Room 105, advises students from all disciplines on writing projects. The Writing Center team's aim is to help your students master the writing process through attentive, supportive assistance and a genuine interest in what they have to say. For further information including hours, please visit us at:

<http://www.uas.alaska.edu/juneau/writing-center/>, contact us at 907-796-6187 or 907-796-6188 or email uas.writingcenter@alaska.edu. We look forward to seeing you in the Learning Center and Writing Center!

Ketchikan Campus

The mission of the Ketchikan Learning Center is to support student learning and to help students achieve their academic goals, whether that means completing a course, an entire degree, or a certification exam.

The Learning Center provides writing consultations, math tutoring, computer use, distance education support, proctoring, state and national testing, and placement testing. For more information, please contact us at 907-228-4545 or visit our [website](#).

The Ketchikan campus Computer Lab has computers available to students for on campus courses, distance education courses, with printing and scanning capabilities. The lab is open morning and evening hours. Kimberly Matsuura is

available to support students in the computer lab. 907-228-4507 or kcschulte@alaska.edu

Sitka Campus

The Student Success Center (SSC) is the primary source for Sitka students to find personalized student support, testing and proctoring, study and computer use options, career services, academic coaching, and financial aid/scholarship information. Services are available to both local and distance students and can be provided in person or by telephone, email, chat, and web conferencing (i.e. Zoom). Hours of operation are subject to change.

Academic coaching is provided at no cost to students and includes tutoring as it relates to specific courses or placement test preparation. GED examination or for non-native English speakers seeking ESOL instruction tutoring and ACT/SAT study sessions are also available. Appointments are recommended to secure a time. To make an appointment in person or virtually, call (907) 747-7717 or email sitka.ssc@alaska.edu.

The Sitka Campus Testing Center offers exams ranging from Writing, Math, and Computer Skills placement, UA and non-UA, to distance, professional, and standardized testing. The testing center is a designated site for several standardized exams, as well as private exams for the Scantron, PAN, FCC, Pearson Vue, ASE, PSI, and the State of Alaska. Services are offered year-round. Distance testing services include, establishing a testing site/proctor, implementing ProctorU or RPNOW remote monitoring for course exams, and troubleshooting support. To make an appointment call (907) 747-7717 or email sitka.testing@alaska.edu.

The library includes current course books for in-house use and check-out purposes and serves as an extension to the UAS Egan Library, where books can be checked out and returned through the interlibrary system. All Egan library services are available through the student success center library. The SSC also hosts a lending library with a variety of books for people to take or trade.

Phone: (907) 747-7717

Fax: (907) 747-7793

Email: sitka.ssc@alaska.edu

3.f: Library Services

[William A. Egan Library – Juneau Campus](#)

Mission Statement

Egan Library supports scholarship, research, and creative activities at the University of Alaska Southeast by providing relevant, diverse, and well-maintained collections, by helping individuals evaluate and efficiently use those resources, and creating a welcoming environment for all.

Egan Library Contacts

- [Elise Tomlinson](#) - Regional Library Dean - 796-6467
- [David Cox II](#) - Associate Professor of Library Science, Technical Services Librarian - 796-6345
- [Jonas Lamb](#)—Associate Professor of Library Science, Public Services Librarian - 796-6440. Liaison Areas - School of Career Education and Natural Sciences Department
- [Jennifer Ward](#) -Professor of Library Science, Outreach Services Librarian - 796-6285. Liaison Areas - AK College of Education, Department of Business & Public Administration, and Sitka Campus.
- [Kaia Henrickson](#) - Associate Professor of Library and Information Science, Information Literacy Librarian - 796-6515 Liaison Areas - Humanities and Social Sciences Departments

Your Librarian Liaison can help you:

- place course materials on reserve for your students
- borrow materials from a network of libraries nationwide as well as abroad
- request the purchase of new library materials (books, journals, DVDs, etc.)
- develop assignments focusing on the information literacy core competency by visiting your class to show students how to find credible research sources
- discover new research collections and tools in your area of expertise

[Faculty FAQ](#)

Department Phone Numbers

Circulation Desk - 796-6300 Reference Desk - 796-6502 Reserves - 796-6264

Interlibrary Loan - 796-6285 Acquisitions - 796-6345 Toll Free - 877-796-6502

[Egan Library Hours](#)

Library Catalog

The Egan Library is part of the Alaska Library Catalog (ALC), a consortium of 87 public, academic, special, and K-12 libraries throughout the state of Alaska. Egan Library users may borrow materials from any of the ALC member libraries. There are over 3.2 million items in our combined library catalog which currently covers more than 90% of Alaska. Library cards issued at any participating ALC Library can be used at the Egan Library.

[UAS Ketchikan Campus Library](#)

[UAS Sitka Campus](#)

Sitka campus students, staff, and faculty are encouraged to use the services and resources of Egan Library. To meet your needs, please go to the Egan Library web site and take advantage of services (interlibrary loan, instruction, consultation, reference assistance) or gain access to bibliographic databases, full-text journal articles, and e-books. The Outreach Services Librarian, Jennifer Ward 907-796-6285 jdbrown@alaska.edu is your liaison to the Egan Library. Additionally, the Sitka Public Library is a member of the Alaska Library Catalog (ALC) consortium which allows faculty and students in Sitka to place holds on the over three million items held by the consortium.

Chapter 4 - Human Resources related

Your first point of contact for issues related to your pay or related matters is your departmental or campus administrative contact. They can help you find the right person to talk to with such issues.

4.a: Collective Bargaining Agreement—United Academics – Adjuncts AAUP-AT/AFL-CIO

This important document spells out your rights and responsibilities as an adjunct faculty member. For the complete Collective Bargaining Agreement, please visit the UA Statewide Labor & Employee relations [website](#).

4.b: Required training

UA is committed to making our campuses safe and positive work environments for our faculty, staff, and students. The Employee Learning Library (MyUA Dashboard link [select employee services dashboard]:) contains the four required training courses all UA employees must complete: [MyUA: PageUpPeople](#)

1. Workplace Harassment Prevention
2. Behavior Based Safety (One time)

3. Title IX Training (**Annually** by October 1st)*
4. [FERPA](#) (Annually)

These training requirements are for all **faculty, staff, adjunct, temporary staff, and student employees**. New adjuncts will only have access to our online learning module after their assignment has begun.

The following are MyUA Learning Library troubleshooting tips from Statewide:

1. Use the browser Google Chrome
2. Ensure that 'block cookies' or any setting that prevents cookies and/or pop-ups from functioning normally is not active in your browser settings.
3. Clear your cache, cookies, and any other temporary files saved locally in your browser.
4. Log out of MyUA and restart your browser
5. Access the training once again through MyUA

4.c: Self-Assessment

Adjunct self-assessment is part of UAS' overall effort to provide constructive and timely feedback to adjuncts, focusing on continuous improvement of instruction. It is an important part of improving the quality of UAS' teaching and learning—key to accreditation and student success. Adjunct instructors are asked to complete an annual adjunct faculty self-assessment form prior to the end of their current teaching year. The completed self-assessments are subsequently reviewed by the appropriate program coordinator or department chair that then provides a response to the adjunct instructor. [Adjunct Self-Assessment](#).

Chapter 5 - Instructional Technology

UAS Online and Blackboard

UAS Online is a portal to our Learning Management System (LMS). Students and faculty access their course sites by logging into UAS Online. After you or your students log in, you will see a list of links to your courses.

An online Blackboard course site is created for every UAS class. This site can be used to list your assignments, lecture notes, exams, notices, syllabi, powerpoint presentations and to record grades, as well as provide other resources utilized in your instruction. You can access your Blackboard course sites through the [UAS Online portal](#) or by visiting the direct [UAS Blackboard instance](#).

Currently, UAS courses are created in an older Blackboard interface, but we also have a newer version freely available! We highly recommend that new folks request having your courses converted to this newer version, especially so that you don't need to learn both versions over time. The new version is known as

Blackboard “Ultra.” To request an “Ultra” course, or for more information and support visit the [Center for Excellence in Learning and Teaching website](#) and find our contact page!

Contact: For information or one-on-one assistance and personalized training with instructional technology, please contact the instructional design team at uas.celt@alaska.edu or 907-796-6557 or your local administrative assistant.

For assistance with technology troubleshooting and general technology training, please contact the IT Helpdesk: uas.helpdesk@alaska.edu or 796-6400, 1-800-465-6400.

Blackboard: CELT [has a Blackboard help Hub](#) that you can explore to find out more.

UAS Syllabus: UAS requires that every course site have a syllabus posted to Blackboard by the first day of class. Even if you’re not planning to use Blackboard for assignments and other teaching materials, you’ll want to upload your syllabus using these instructions.

FAQ: Frequently Asked Questions

1. How do I get an I.D./swipe card and/or a key to campus if needed?

Contact the administrative manager in your area to obtain the paperwork to gain an UAS ID/swipe card and/or keys. Your administrative manager can assist you in initializing your ID/swipe card for gaining access to buildings or classrooms.

2. Am I able to sponsor an independent study project if a student approaches me?

Adjunct faculty may not supervise student independent study projects or internships. Only full-time faculty members may supervise student independent study projects and internships.

3. Do I have to purchase my own classroom supplies?

No. Any one of the campus or department’s administrative staff can provide you with instructional supplies such as pen, pencil, grade book, white board markers, folders, etc.

4. Do I have a box where I can receive mail and campus communications?

Check with the appropriate campus / department administrative contact as to the location of your mailbox, if any.

5. When do I get paid, and is direct deposit available?

Per Article 13.1.1 of the CBA, United Academics-Adjuncts unit members will participate in direct deposit of net pay. Using electronic means the University will deposit net pay and other reimbursements into employee designed financial accounts. The form for automatic deposit is located under "My Profile" in <http://uaonline.alaska.edu/>. If you had direct deposit before, you need not reapply unless your employment was terminated at UAS and you were rehired. To receive your pay information you will need to go to <http://uaonline.alaska.edu/>. For more information about the UAS auto deposit system contact UA HR Customer Service at 907-450-8200.

6. Do I have an active personnel file?

Yes, when you applied for this position, you completed an application (CV, official educational transcripts) with the I-9, W2, Demographic data, etc. A Banner ID will be provided to you and this will be your university identification number. (If returning as an adjunct, please check with your department to see if the most current information is on file.)

7. What if I need to purchase something for my class?

All purchases must go through the authorization process and be authorized prior to actual purchase. Please contact your campus / administrative manager for any purchasing needs. Commitments, or obligations to purchase, made by faculty members or others without approval are unauthorized expenditures and are the personal responsibility of the individual making the commitment. Binding purchase commitments may be made only by purchasing personnel. Talk to the appropriate campus contact for more information and details on purchasing.

8. Can I be reimbursed?

Please see number seven. Faculty are expected to follow purchasing procedures established by their dean or director. The campus / administrative manager for your unit is the best source of information for your purchasing needs. Petty cash

reimbursements are strongly discouraged and not permitted in some units. Please contact the [business office](#) with any questions.

9. What if I get sick on a day I have class?

If you know you will be missing a class in advance, work with your faculty mentor or school contact to arrange for an approved substitute or other appropriate class activity. If you have a last minute emergency or event that prevents you from teaching, please contact the appropriate administrative manager to post a sign on the door. If the class is an e-Learning class, post a notice on your class website. You may also want to send a bulk email to students notifying them of the canceled class.

10. I've heard that adjunct faculty can take classes at UAS for free. What's the deal?

Please see Article 14.3 of the [Collective Bargaining Agreement](#) for information about earning and banking tuition waiver credits for yourself, your spouse, or qualifying dependent.

Appendix-Web Links to Forms

- a. [Change of Grade](#)
- b. [Course Completion Contract](#)
- c. [AS Petition Form](#)
- d. [Tuition Waiver RequestU](#)
- e. [Self-Assessment](#)